

# How to subscribe

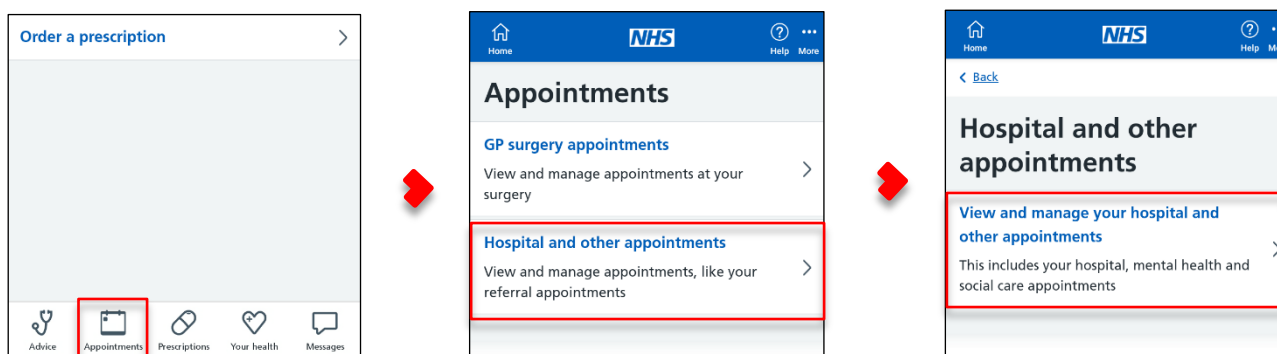
## Scenario

This guide explains the steps a patient will need to take to subscribe to the My GNCR service.

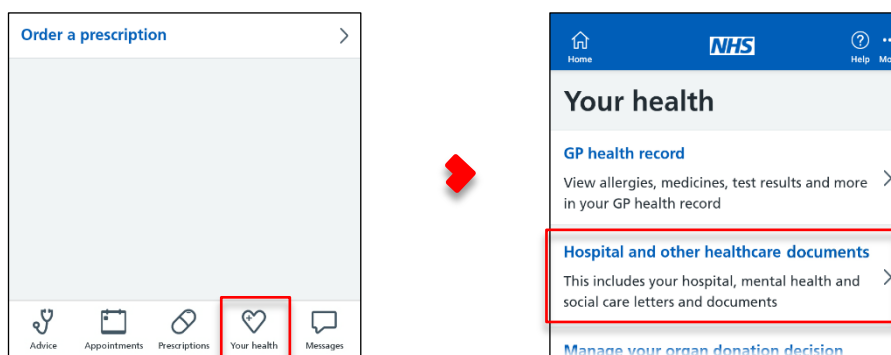
## Instructions

To subscribe to the My GNCR service the patient will need to follow these steps:

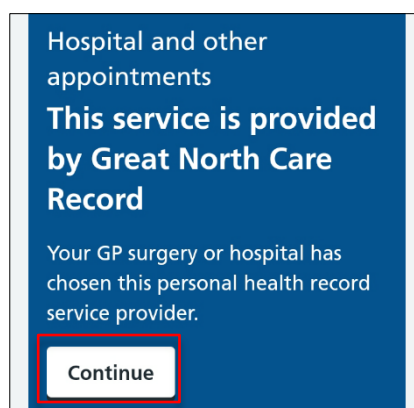
1. Log into the NHS App/NHS website using their NHS Login
2. Navigate to the **'Hospital and other appointment'** section:



3. Alternatively, navigate to the **'Hospital and other healthcare documents'** section:



4. Next the patient will get a screen letting them know this service is provided by Great North Care Record:



5. The next step is for the patient to agree to share their NHS login information with the My GNCR service.
6. Once the patient selects **'I agree'** they will be subscribed to the My GNCR Service and will begin to receive their appointments and correspondence digitally.
7. Following this the patient will be taken to set their preferences for the My GNCR service.

